

Nov. 22nd.

Playschool Pot (cont'd) (14)

Paul & Tom.

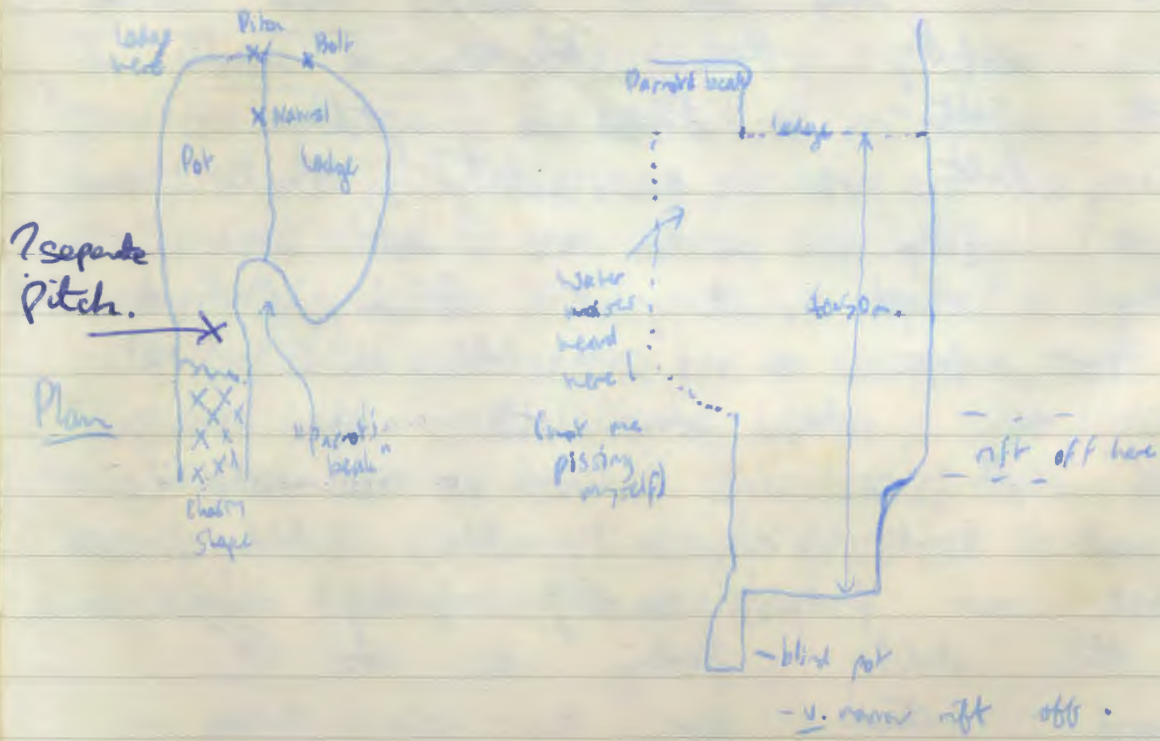
(2)

Returned to rig large pitch. Rock around side of head of pitch up passage inappropriate for bolting - v. hard & flaky, hole tends to turn into funnel if you don't hit the driver straight on. Start from top to ledge with a view to rigging from far side of shaft. I bought a bolt in on the far wall - same sort of rock but possible to bolt because of easy position it was possible to stand in - could hold driver straight & go carefully. Rock blunted a couple of teeth of the bolt - v. hard & crystalline. Nasty! Using this bolt as a safety, Paul then put in a piton in a rock over the pit. I then rigged it E 86 m. Malou (in tenting) - piton as 1°, bolt as 2°, tied end of rope to rope down to ledge as 3° because 1° & 2° bolts a bit dubious. I abailed off the piton - rub point c. 3 m. down which I tried to bolt but rock flaked something fucking awful and also blunted the bolt. Looking to the (R) I found a good natural for a nice belay - had to re-rig E a large belay, as there is a rock ridge for about 3 m. below it against which rope can rub unless long belay class it. This gave a low hang.

Pitch probably c. 40-50 m. high, landing on heavy floor. Small pit under ledge side is c. 4 m. deep and blind. Behind up leads to an narrow rift with choss in which I removed - 7. f. choss. No to wide down the rift a few drops - water seems to be present

in slot on up - passage wall of pit
which doesn't seem to go all the way
to the bottom. - needs looking at with
rig from up - passage, near to cross.

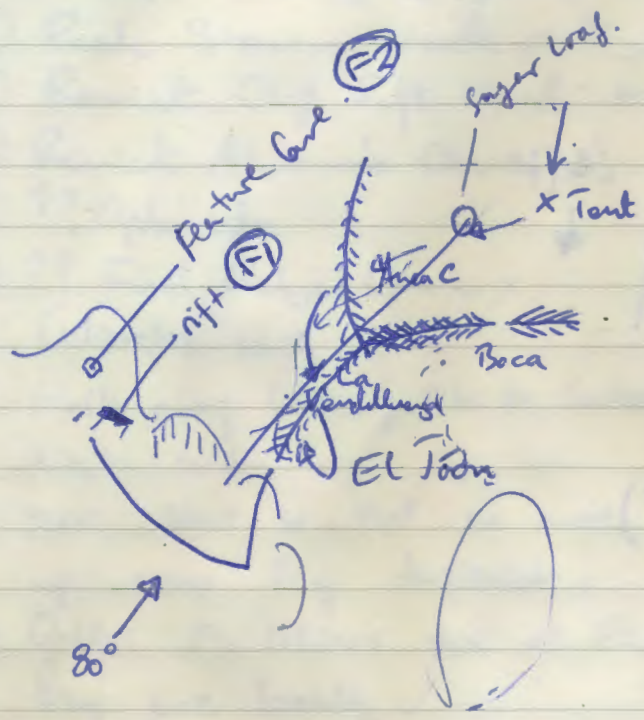
N.B. advisable on future visits to replace
hanging from piton, or at least protect it,
as it rubs like buggly. Also Paul went
guy when I abailed off the piton.



Technical Note: Piton referred to is a 1 1/2" knifeblade in a panned
crack - probably just about capable of holding the
weight of the rope!

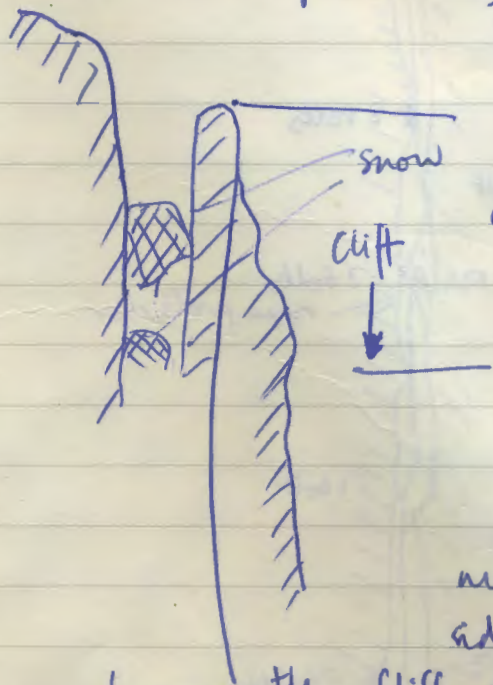
23/7/82.

Today is my birthday! To celebrate the occasion we went on a hike over most of the local scenery:-




Passed Helen's & Penny's cave.
Found two promising ones:

Cliff - Rift - Hard.
① ~~Cliff - Rift - Hard.~~



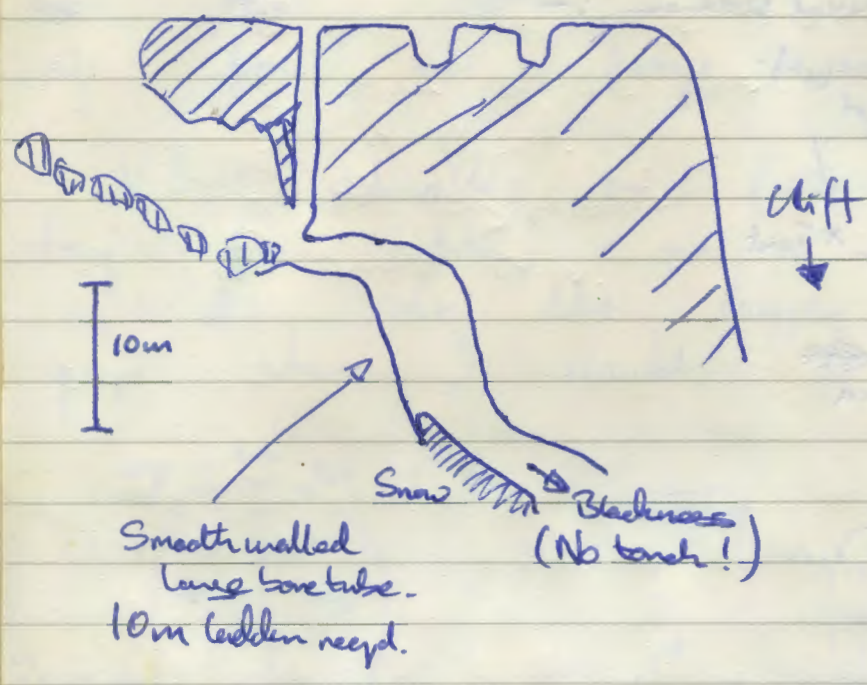
couldn't get down to the 2nd snow plug. Must return with more ladder.

The other cave is much more exciting but isn't in the side of a cliff. You can see it from the Cliff Rift Hard:



24

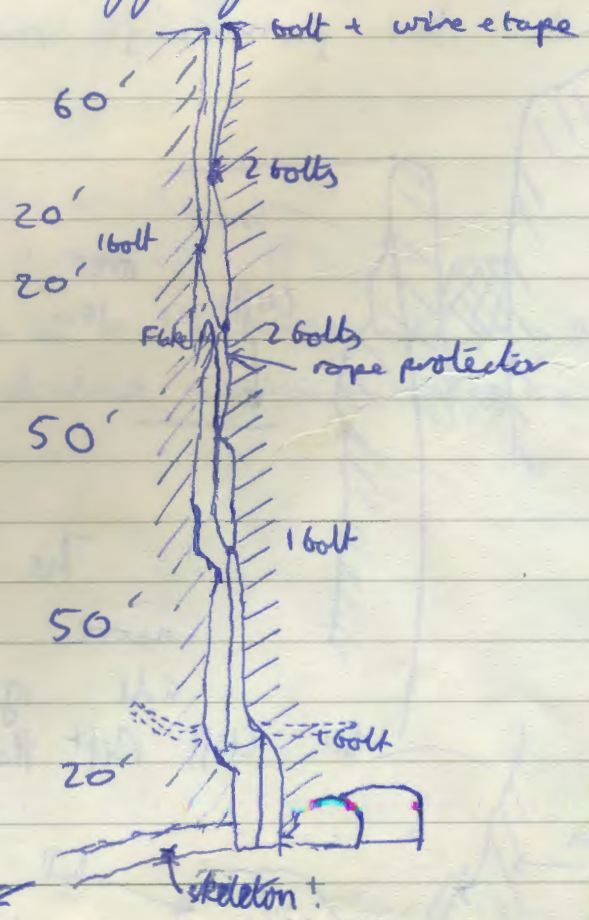
The big feature cave, called FU-56 is in fact cave F2 (Cliff Rift Hard = F1)



Fri 23

Jan + Graham to continue rigging shaven crack pot (C3) complete rig now looks:-

80m



Goes on tackle required:-
wumphammer.

Things to be done next week:

- ① Push or runny Playschool Pat.
- ② Push Shaven creek pat. ✓
- ③ Revisit Cliff Rft Hand & FU-56. ✓
- ④ Revisit Alvarado's Cave ✓
- ⑤ ?? Optimisto. ✓
- ⑥ ?? Find Ridge Cave. x
- ⑦ Culiembro cave
- ⑧ Walk along line of Xitu to Culiembro & look into holes along Xitu's line.
- ⑨ Move tent so that no more 100m lengths get nicked, ? set up camp. Rig tarpaulin x
- ⑩ Cheer on Helen's race at Eñol on Sunday — no race.
- ⑪ Buy more brandy. ✓
- ⑫ Mark path.

- 24/7/82
- ① Walked down from Ario → Cangas
 - ② Ate enormous meal
 - ③ Met Dave, George, Bill & Mark
 - ④ Return to Las Lajas
 - ⑤ Got Pissed.
 - ⑥ Got very pissed.
 - ⑦ Write this.

24/7/82 2X Martin left Cardiff 9.30

Met John & Andy in Ox 12 & got to Dover 4 minutes after the ferry

left thanks to navigator extraordinaire Singleton - 'I've only forgotten one thing' - Singleton who, on this occasion, had lost his compass, sense of direction, sense

& A219(?) sometime before somewhere near Hammersmith. Had something approximating to a meal while John tried washing the floors with our tea & then ensconced ourselves in the bar on the 6pm ferry until about 8pm.

25/7 Escaped from France in about 15 hrs and arrived at Cangas as most of the crowds from the Shepherd's Fiesta had joined the queue to Amiandos & beyond. Ate at Rio Grande & met Jan @ 9 pm.

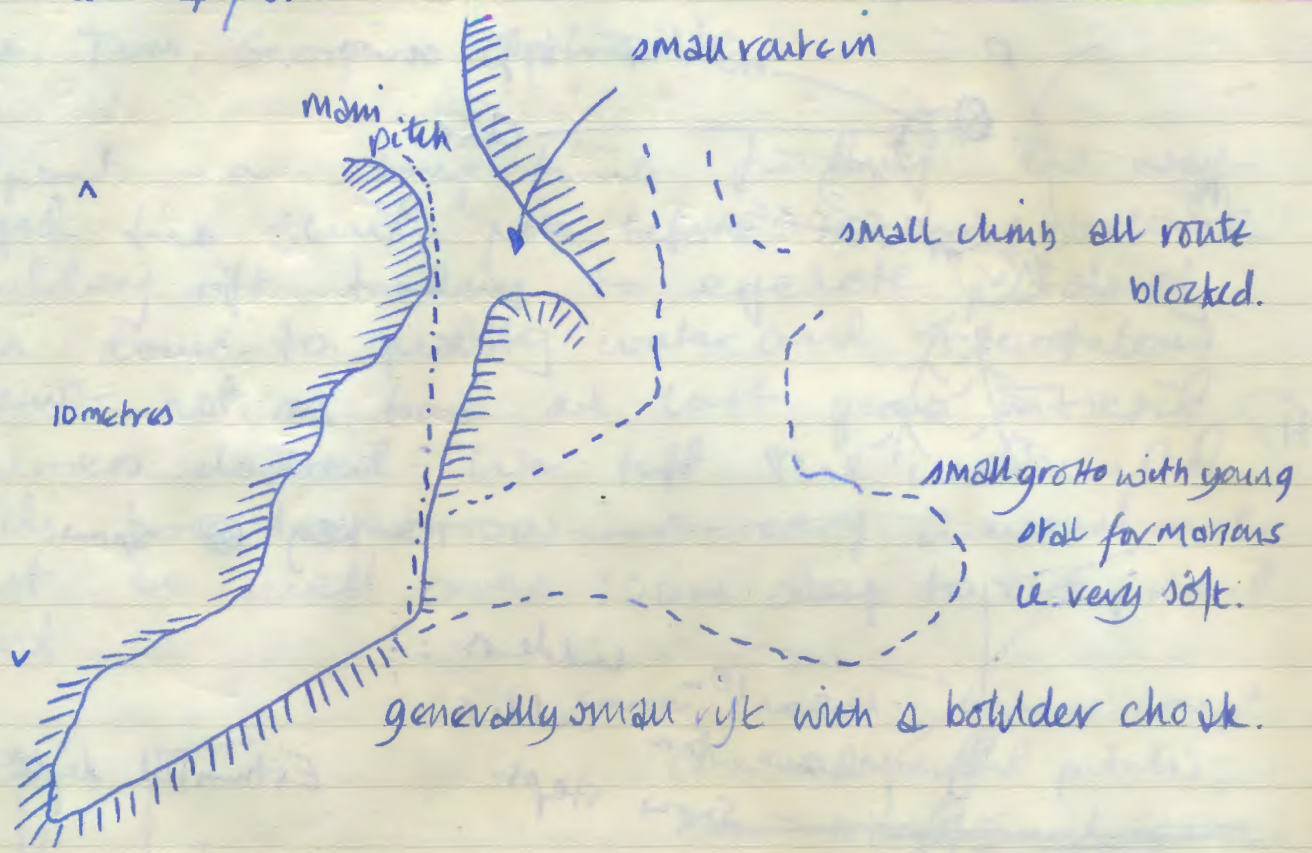
26/7 Picking 4/8 Helios William

Walked up from Ario in 1/2 hr & rigged unexplored hole with 10m ladder & wire belay. At bottom of pit, ^{wide} rift opens out which is full of choss & chokes at once. Walked back via a hole bottomed by the S.T.E. (alas) & the summit of Pico Gustafson.

entrance skabelite of 4/8 Bearings: - Jultayca 134°
Peña Santa 198°

26/7/82 Jan placed two dye detectors in Trea resurgence. See little blue book for where they are.

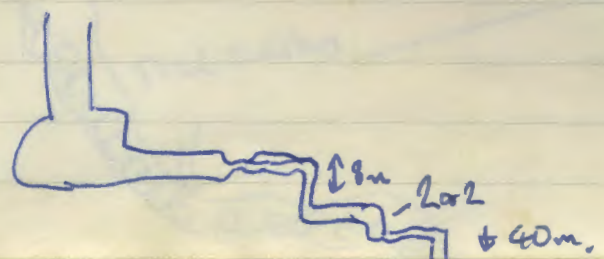
Cave 4/8.



Graham — went to rig the 40m pitch in C3.
 Took a 35 m rope. Wasn't long enough.
 Came back.

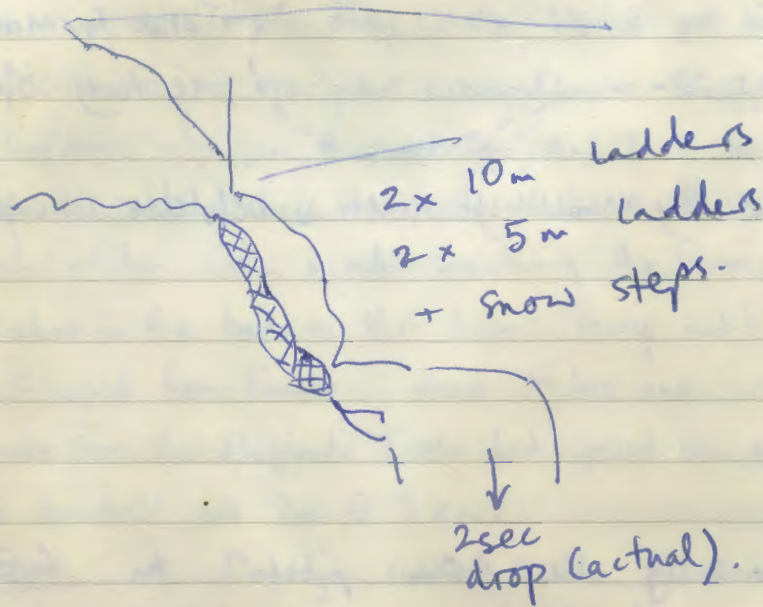

25/1/82 - Bopone alone!

Paul & Richard: Watch Helen not waving at festival! Walked up to Arie, then to C3. Attached rift & hammers 25m of rift to squeeze. Named Marx Manoeuvre. Beyond squeeze 8m ladder pitch, 2m free climb, followed by another 2m climb then a 40m pitch. Richard had great trouble with squeeze, hence late back



28

Cave FU-56



Key  Snow.

Estimated depth = 70m

26/7/82

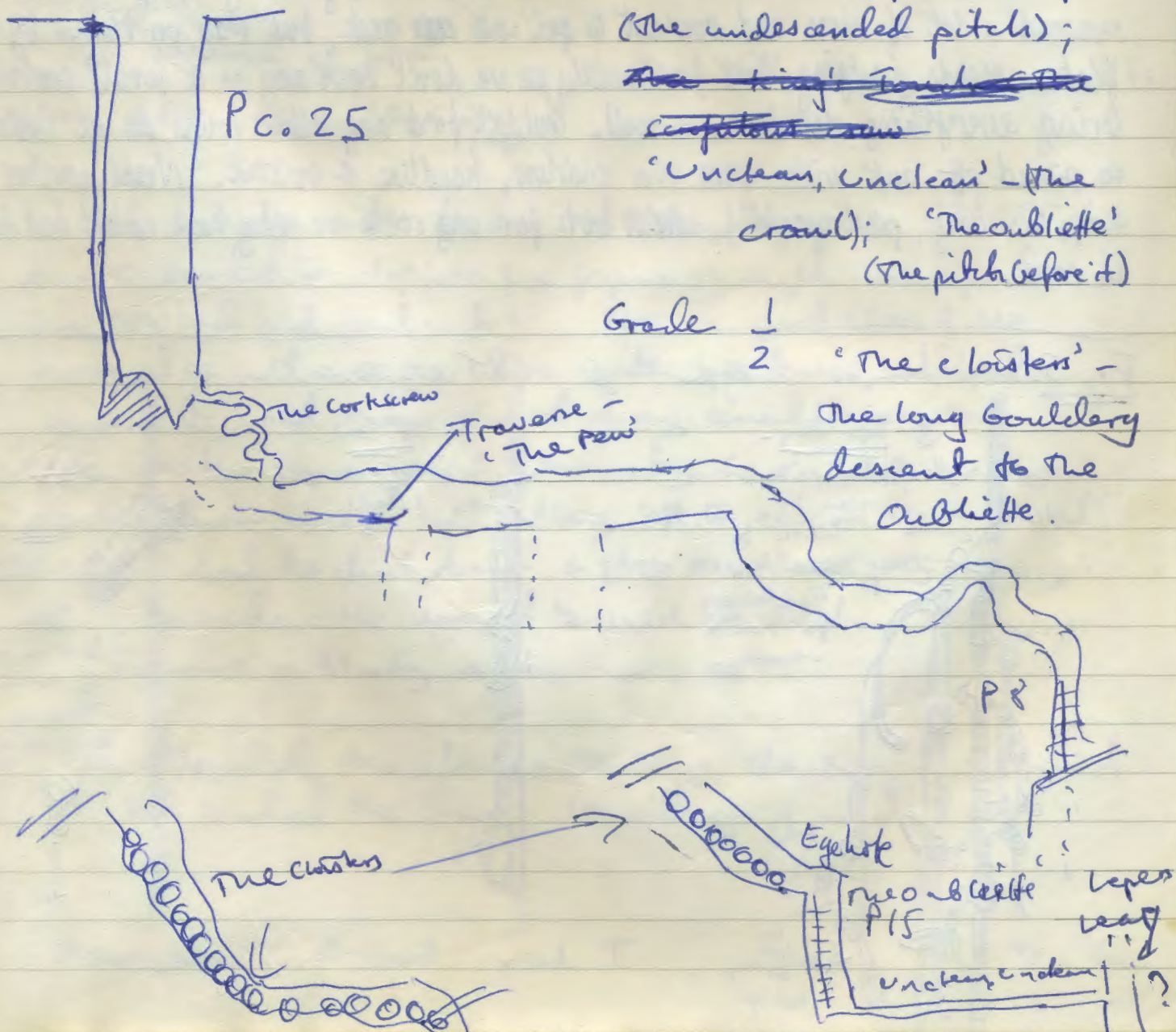
Dave, Tom, George - Optunisto.

Spent a long time finding the way -
stopped two blind pots before reaching a loose
bouldery rift leading to eye-hole pitch of
15m down to piddly water and scrupulous
crawl - not as bad as last year's intrepid
explorer dived. We left the undesended
pitch for tomorrow. A very unusual cave
must be well over 100m deep to the present
limit.

Some names - 'Leper's Leap'
(The undesended pitch);
~~The King's Tomb~~
~~Scrupulous cave~~
'Unclean, Unclean' - (The
crawl); 'The oubliette'
(The pitch before it)

Grade 1
2

'The cloisters' -
The long bouldery
descent to the
oubliette.



27/7/82 Graham, William & Jan Pushing (Finishing?!) Sharnon Crack Pot (CS)

Got to where Graham and Mark had put a bolt in to rig next pitch on their previous trip, and looked at the flake ~~in~~ in the roof that was meant to be the primary. Continued to look at this flake, with long (too long) wire belay wrapped around it, and with a too short wire belay wrapped around it. Still looked at flake. Then decided it wasn't very safe anyway as it was only held by one side which had a crack in it, so we put a ladder further back to get down to the big ledge ~15' below. This provided a decent rig - the rope was tied directly to a large knob of rock for primary with a bolt backup to provide a ~35m free hand down an impressive pitch. Quite interesting starting abseil from a foot below the ledge. Looked as though there was another pitch just around the corner but a 15' climb down leads to a fucking big boulder choke. Some possible leads through holes between large unstable looking boulders but Graham says they don't go anywhere. Only other exit is a narrow crack with choss in it and a very strong draught. Graham removed a lot of choss and oversuit to get into ~~the~~ crack, but way on blocked by large flake. Needs banging, but fortunately ~~we~~ we don't have any as it would probably bring everything else down as well. Couldn't find any other routes on at bottom so pissed off out with spare 35m marlow, handline & boltkit. Needs another 3 man trip to survey, photograph(?), ~~check~~ look for any routes we may have missed and deny it none.

Fig. 5. Schematic Diagram of SRT system.

