

How to do the nasty bits: Head or feet first through rift, with feet on right of rift, until tight right hand corner "sit" with feet legs down rift, then move up into rift on left side, facing forwards. This is the crux, as either legs feet to fit up into rift to round the corner, or thighs jam in rift legs (this could be remedied with a harness). The next left-hand corner is probably best done on the gear ----

David and Tony have noticed that our camp has not been written up, so:

28/7/91 — 25/7/91 : fourth camp: Tony, Dave L, Pauline, David

Day 1

David and Tony went down in fine style, followed closely by Dave and Pauline. We spent an hour and a half in J.A looking for the drill, I found a jammer dropped by Dave H from the same place as the drill, so we were looking in the right place but we didn't find anything.

got to camp at 8.30, ate our Raven meals and went to bed.

Day 2

Rose at 7.45 am and surveyed the huge quantities of food that we had been left by the previous camp.

David and Pauline went to colostomy climbs and got very frightened by some nasty sub-points. They then went to Egbert and had a look up some climbs in Tim's Bit before going back to camp, derigging Frankenstein's Monster (The pitch from Bod to the stream) on the way.

Tony and David went to Egbert and got scared on Frankenstein's Monster and on Bensham's Drinking Denatation we rigged the letters and I got dumped in the stream when a belay failed on the first rig. I was very cold, so I had to rig another one to prevent the onset of hypothermia. Tony did some aid climbing in Tim's Bit, then I did a bit of bolting down, having got stuck above an enormous, exposed drop. We looked at the muddy, Johnson in

Tim's bit, and found an apparent contamination at which we dug for a short while. That night we ate no Raven food, having decided that they were too nasty.

Day 3

Exhausted by our efforts of the previous day we rose late. Tony and Dand set off first and resurrected Ampersel pitch. We went back to Tim's bit and dug some more of the chisee. We recovered some rigging gear then looked at the chisee up the mud slope where the stream goes right. We watched Pauline re-engineering the streamway while placing a bolt, then returned to camp.

Dave and Pauline went to colodony and began to rerig it. Dave dropped the bolt driver into the stream, and was so high up that he was able to utter four rude words before it hit the water. Pauline put a bolt in, to replace the natural one he had knocked off earlier. Time pressure forced them to return to camp before completing the re-rig, but they managed to retrieve the driver from the stream using an open manillon as a fish hook.

We ate no Raven food. I washed all my overcoat and caring kit.

Day 4

We rose at an ungodly hour. We ate no Manacles. Having packed the previous night we were away early and out in daylight.

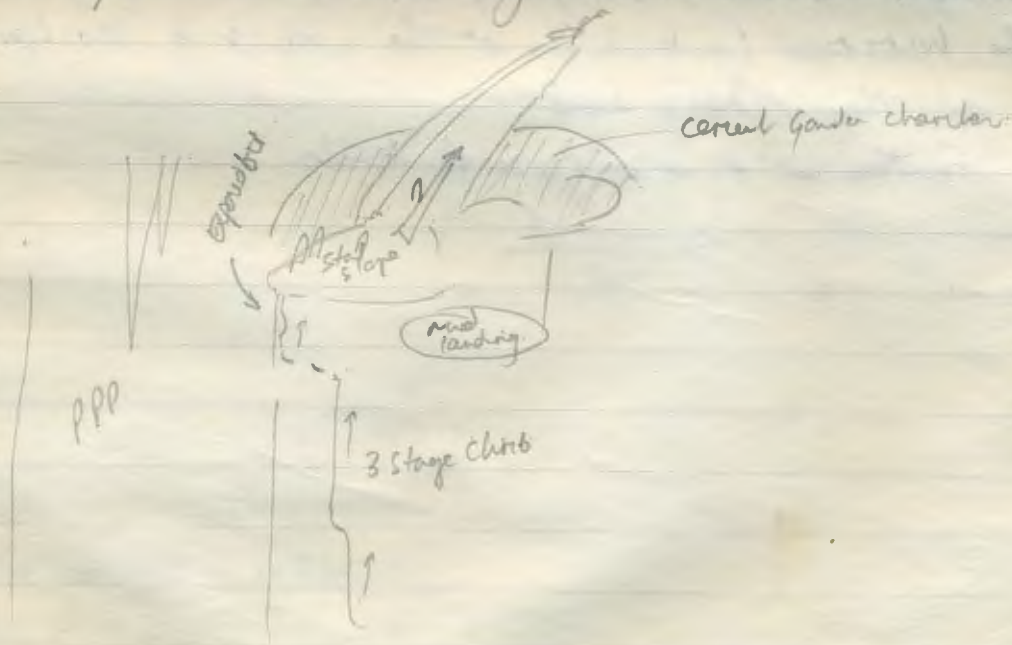
Dand

--- Right-hand side down (though it started out a bit below to make it easier), so do a "roll" in the right side before the corner. The following bits of ruff are less difficult, and can either be done in the roof, or by dropping down into the bottom at some point. Tim

30th July, Reporting trip of 22nd July 1991.

William + Tim, 53/5. In search of the draught

William reran the photo pendule to place bolts on the far side, and we rigged the 100m Rope down and up. We then swung down into the bolt hole, and found... another tight rift. Tim went round the first corner, but decided against the rest because it wasn't draughting. We then harnessed at a stalagmite (or two) higher up after finding a chiro up through the small cinder cone. This route doesn't draught either, but it's not finished - over a stal low, into a small alcove, then through a stal stalagmite into a drop down to another alcove where the tight route between calcite and sloping roof of the (wall) of the rift continues horizontally. We then leaned at the chiro up. It's a bit slippery, but lots of good holds on the left, and there is natural protection. Comes out over the top of PPP, and leads to a ruddy landing or, via a more exposed but simple chiro, to the "cement garden" - a good character, well decorated, overlooking the soft stalagmites in PPP roof, with a calcite then mud slope up into a roof passage. This ends in a pool, and a further chiro up with a possible lead to the right which I didn't look at.



" We shall not cease from exploration
 And the end of all our exploring
 Will be to arrive where we started
 And know the place for the first time" [Little Gidding]

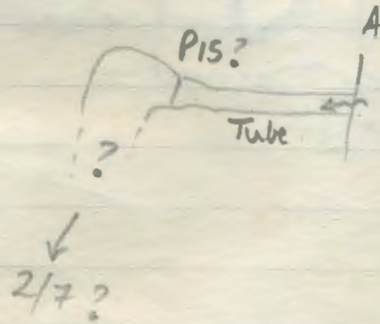
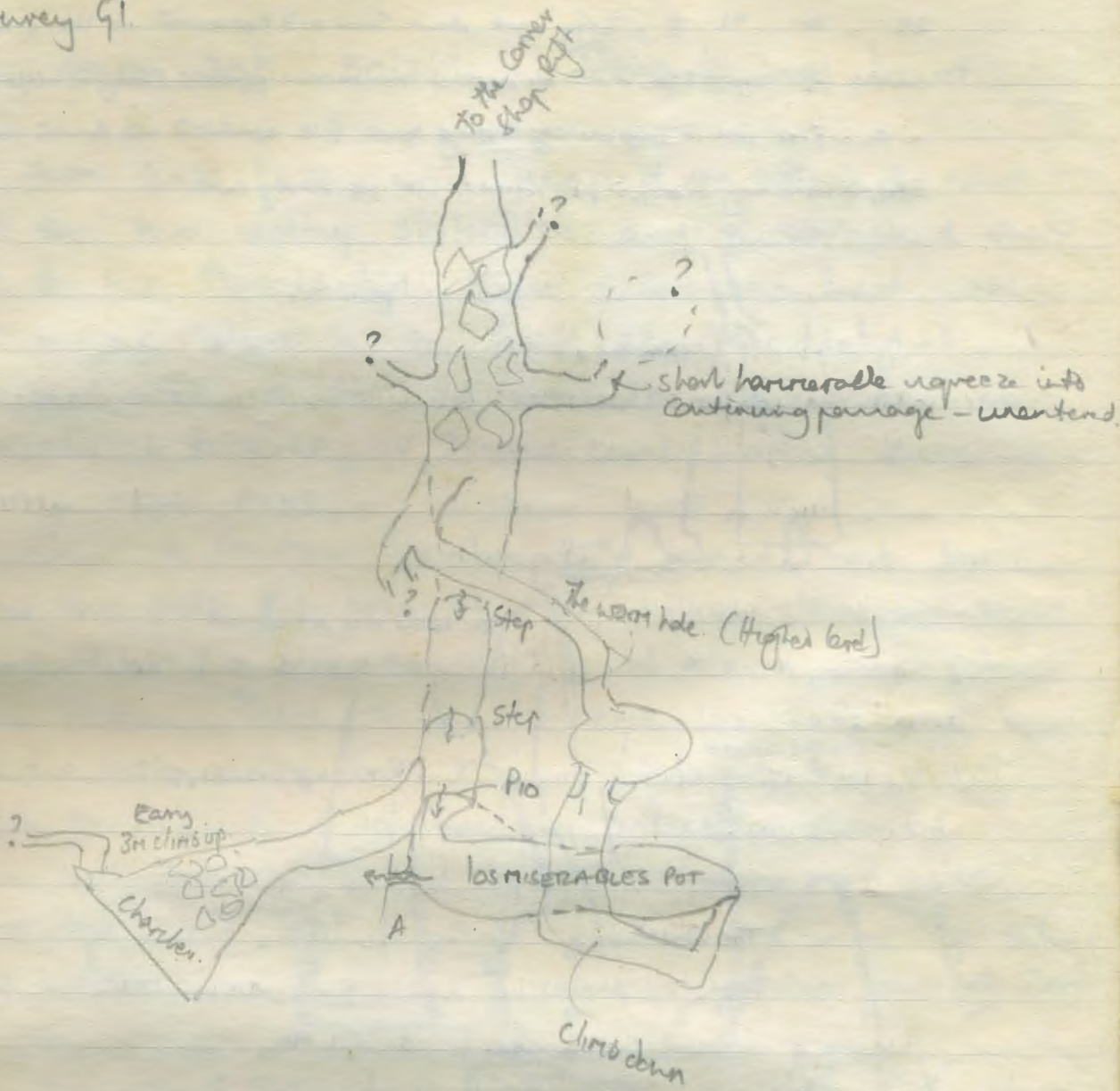
30th July 1991.

Tim + Jenny. 66/5

Forgot or dropped almost everything at one point or another, but eventually got through the rift ["The Corner Shop"] and Jenny rigged and descended the record pot "les miserables" - 8-10m into a small pool. This pot can also be entered from the other end (in a rift pot) via a climb down and final pitch which you get to via the worn hole - a route over the top. Leading off les miserables is a smooth cleft-shaped tube which continues (not tight, no hammers, honest) to a drop down then the next pitch. The rock is good for belaying, but I thought it should be done by someone ~~with more~~ who wouldn't leave yet more dodgy bolts. So, it still goes. Everything needed for pushing (Mantons, Ancker, hangers, wedges, Drier, 30m rope), except the harness (which is at the start of the Corner Shop, is at the sharp end.

Further back is a race of leads.

updated survey 91.

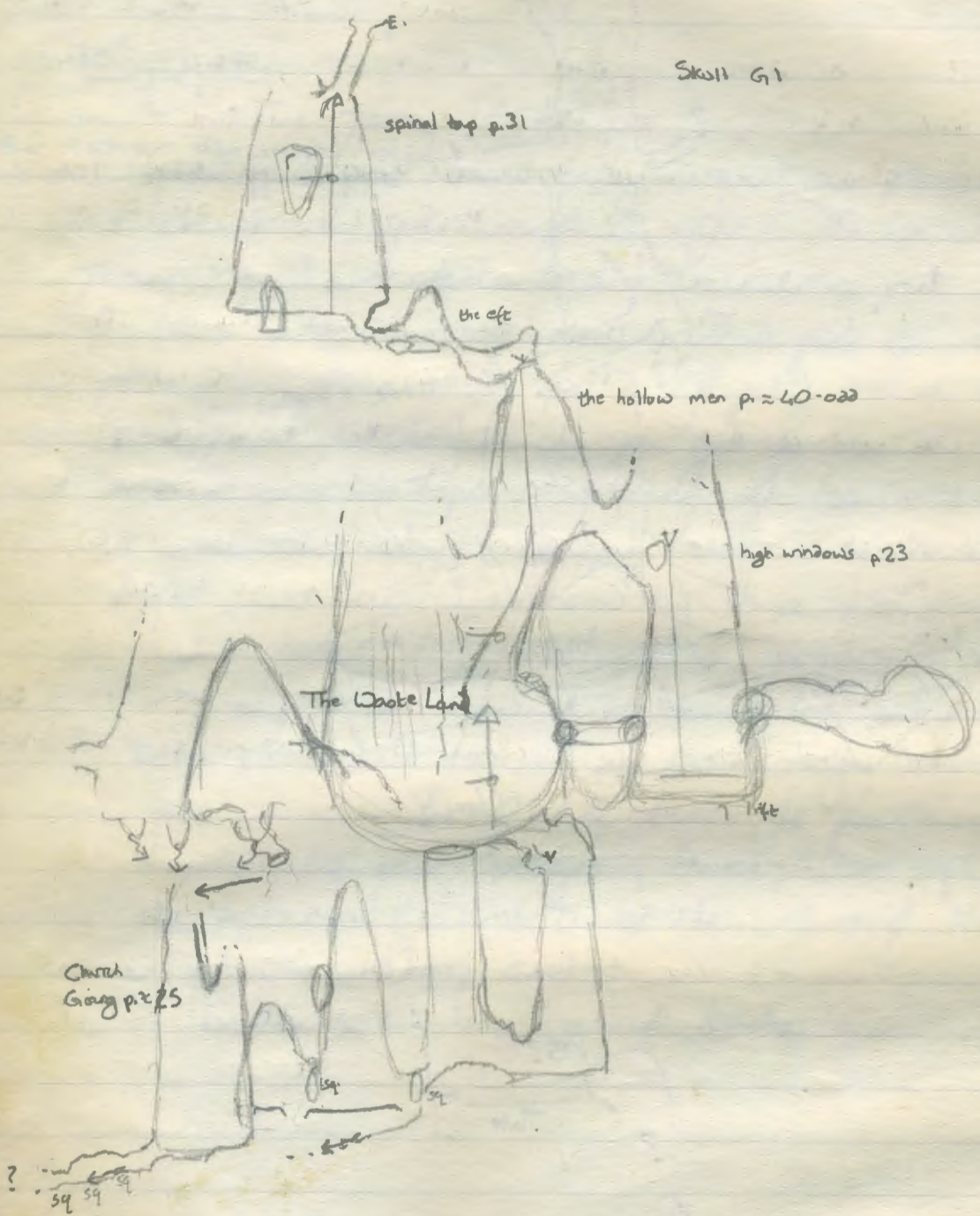


See you all in October

Jim

280

29 7 91 Tony went down Skull and hammered at the end. Passed a couple of squeezes, ended at another hammerable squeeze (only a little too small) a few feet from a large, echoey, dripping space. Felt committed and barked out. Heared out, Dropped remaining undropped pit, connects with pit already found.



Photography down 535 30/7/91 ~~David~~ ^{Dave B} William, David

We went down quite late, and headed for bottom of cave. Stopped at the two toothy stalactites and photographed our way back to the Pterodactyl. Some fun was had with non-functioning slave units. Back at Pterodactyl I fell a few feet when a foothold disintegrated under me. Unfortunately I suffered no permanent harm save a bruise to my upper arm.

We then went to 'Pointless Piranha' and found that the hammer for the bolt kit was missing. William lead up the climb that Tim did free on 28/7/91. I followed Dave got cold at the bottom. There is now a rope the whole way up the climb as explored by Tim. It is well belayed ^{to cement garden}, but is not suitable for prussicking - a jammer for protection should suffice. The way as mentioned by Tim remains unvisited, but at least the route to it is safe. [although the very top belay up the very last flowstone slope out of cement garden is not 100% reliable.]

We left, on the way I stopped to photograph a large straw, but William 'Smasher' stead broke it before it could be recorded for posterity. Took some pictures of the Pterodactyl and then exited the cave.

David

31/7/91 A Recipe:

Caver Stew

First catch your caver

Remove gear, reserving prussik bag and SRT kit

Wash thoroughly, taking particular care with ears

Seal into Inglesport bag & leave for three weeks, to

Obtain a gamey flavour.

Stuff with Raven food and the unidentified fluffy things
from the bottom of the prussik bag.

Truss with SRT kit.

Roast on Spit, or Hilti. If spit not available, basting frequently
with mud.

Serve, with pineapple ring in mouth, garnished with
Wellington boots.

David.

Could this recipe be anything to do with the fact that
we are stuck here with no food.

Message for Gavin from Dave Lacey:

"If I am back at Base before midday of the day
before the detackling camp, then I will go on the
detackling camp". If he's not then he won't.

David

31 July '91 66/5 "Sima 66" William & Tony

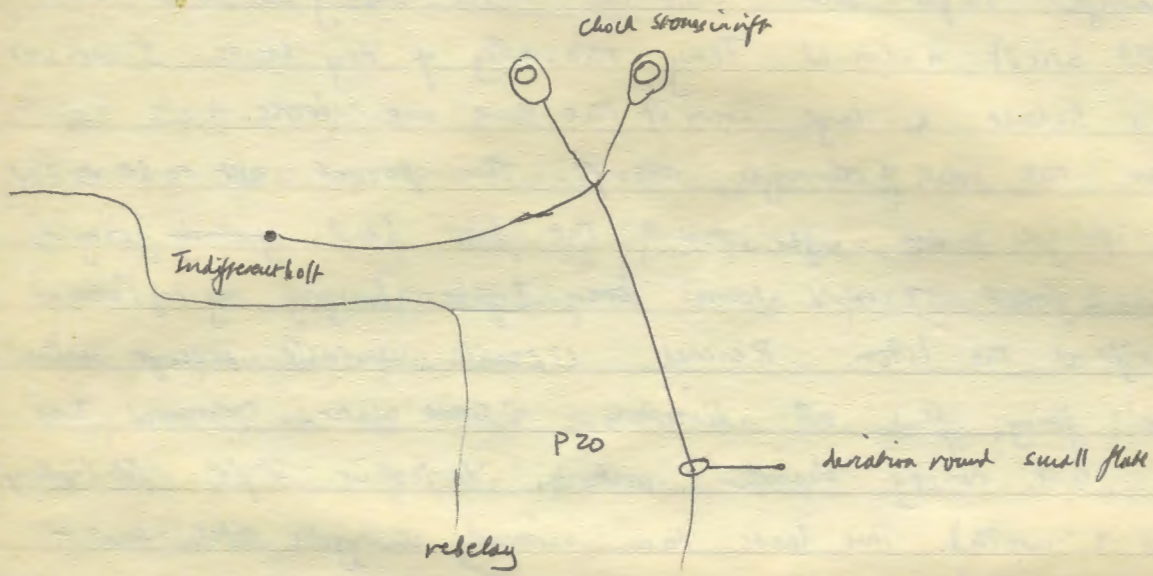
Neither of us felt like going today, but after a lot of fagging about finally managed to get our collective asses into gear. Walked over in sunshine (though cold wind) & showed Tony the valley of dry bones. I insisted on Tony wearing a helmet as large areas of the cave are loose.

And on down the pitch & through the rift. This proved not to be as bad as we thought - if you can get round the first bend getting going in, you're cracked it. I found I could turn over before bringing my legs out of the rift narrow rift at the bottom. Reached sizeable usable passage with side-by-side passages going off in all directions & some water. Descended Los Misericordias to a cold, dripping chamber with a Youtishie-style rift leading off (i.e. straight & smooth). This leads to a virtually unclimbable pitch-head-minimal space & a good 20m drop. Spent more than an hour putting in a rather indifferent bolt in the only spot where I could get any swing at all on the hammer while Tony froze in the rift, then handed over to him. His solution was original - a request for me to bring some chock-stones ^{from the rift - bottom}. Finally managed a Y hauly off two chock-stones + ~~...~~ a deviation where about 20ft down to give a fine 20m pitch with a surprisingly OK take-off. The stones rock, though when you get off the pitch. At the foot of the pitch is an amazing leading rift leading down at an angle of 60-70°, all free-climbable with care. There's a suit-ripping square near the bottom which could be hammered. Don't ask me how long it is, but a very rough guess is a 30m descent, including the cave around 100m deep. At the bottom, the rift turns left & goes ^{1.5m} ~~...~~ into a gravel, while the water disappears to a ^{1/2"} wide crack. The passage seems to continue, but anything could happen. Out, finding the rift much easier than going in. Time ~~...~~ had to round a. 7 hrs.

NOTES

- a) Rigging gear all at the foot of Los Misericordias, except for the hammer which has been left at the start of corner-sharp rift. Consists of:
 - lots of spits (>10) No maillons (well maybe one) or knots
 - 3 wedges 1 long wire belay
 - Some petrol twist hangers (? about 4) No tape
 - Driver

b) Too much trust is being placed in the chock stones. At the moment, the rig is like this:



In the short term, a bolt needs placing below the take-off. In the longer term, staples should replace the chock-stones. The rebelay could then become a deviation.

Observation of route of 1960s

c) The ^{or narrow} rigged route down Los Miserables & beyond, is following very young passage. There may well be a better route over the top, the other leads want a good looking over, though being so close to the surface they may be choked with boulders. The rigged route has also pass the valley of Dry Bones. If an entrance could be found from ~~the rigged route~~ seems to have bypassed the valley there, it would bypass the rift.

d) I've now found a club knot to put on the first pitch. The one on chockstone pitch is nice

William