

I shall record only the highlights of the hideous ~~extem~~ ^{extemporaneous} cacophony that greeted us on our late return from F64:

(81)

1) To the tune of "Yesterday":

Oh Captain Jim
He needs some discipline
And Sara's just the one to give it him.

2) A new round from Snallet:

I like spanking, I like spanking,
Spanking nuns, spanking nuns,
I like spanking dead nuns, I like spanking dead nuns,
Dead nuns' lums, dead nuns' lums.

3) And finally, from the pen of Mr. Garrett:

I've a dog a great Rottweiler
OH, MY GOODNESS
I've a dog a great Rottweiler
EEH, BY GUM
I've a dog a great Rottweiler
& when he shits there's nothing oiler
etc.

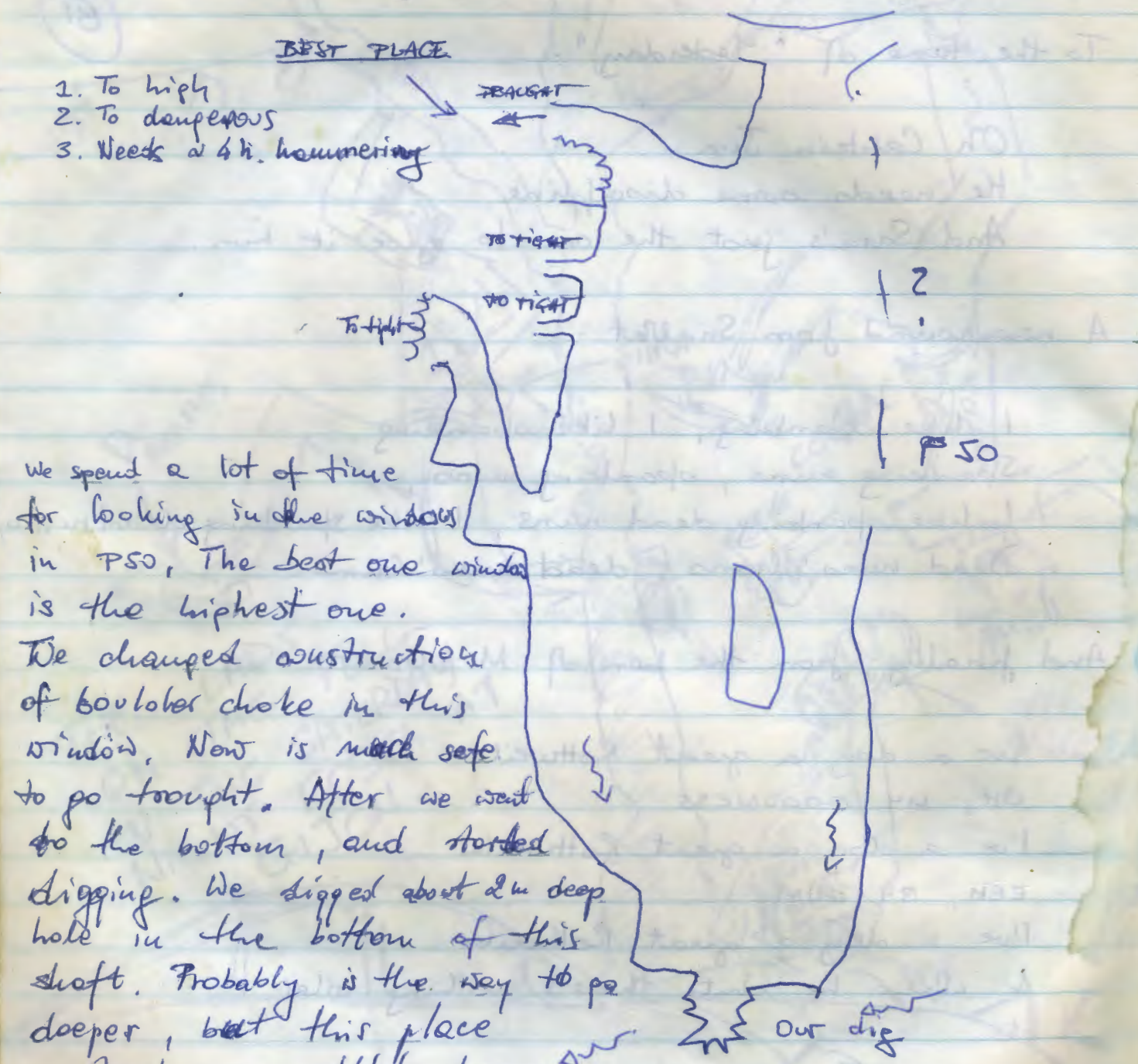
Chris AP. "The trouble with Spanish bog paper is that it's only good for being used once"

62 Monday 19/7

C8 Sublett, James & Wtodel

BEST PLACE

- 1. To high
- 2. To dangerous
- 3. Needs a 4h. hammering



We spend a lot of time for looking in the windows in P50, The best one window is the highest one.

We changed construction of boulder choke in this window, Now is much safe to go through. After we went to the bottom, and started digging. We digged about 2m deep hole in the bottom of this shaft. Probably is the way to go deeper, but this place must be very tight, because

it's a very young part of this rift. Because ~~out~~ our time in the cave was over, we went out of from C8. On the surface we found another entrance probably to this same cave, very, very close to C8. It's is possible that this cave will be a bypass of window in P50, and may be we will find a way to heart of massif in this area.


YABBA
DABBA
DOO



GOING
DOWN

WLODER'S FOUND ANOTHER
CAVE → THE WINDOW BYPASS

big fault
new entrance



tippe

6th Tuesday 20/7 Jim, Sam, Richard

To pass away my last few hours at top camp I had a wander over the small hills to the west of camp.


After climbing up to a point from where I could see the main Pico Incauta ridge fully I decided to wander across and have a look at F57 'Envero del Arco'.

As I had imagined, the snow levels in it were much higher. The arch through which we had ascended 15-20 feet to a snow plug was full to the brim with snow.

However there was a fairly large hole down one side which would probably allow you access into the main cave. As last year, the draught was huge. Definitely worth a look at F11 & F12, if anyone has the time.

Also to the left of 'Boy Alley' as you walk down it away from Old Top Camp are some interesting looking shafts which might be worth a look.

Enjoy the rest of the expedition. See you, Richard.



Licorice
LICORICE
LAXATIVE


Tuesday 19th 7th
C9

Wlodek + James + SNABLET

Detatched C8 then

We went down!

There was no markings at the entrance and no bolts, but we found some bolts half way down the 75m then again at the top of the 40m but with only one bolt and some nasty loose rock. Wlodek gardened the top approx 4 tonnes of boulders. After the next pitch we hammered out a squeeze then dug through a boulder choke into a chamber, from which there is a couple of passages and 4 shafts. There is a stream at the bottom of the 40m shaft.



GRADE 1 C9
aprox depth = 160m

66

A word from a survivor of the 1984 Verdelluenga expedition:

"Woo! No Snow!"

The argument continues with Sharon's contribution.

"That's never the sea. It's too smooth & bumpy."

Gaw "There's a difference between aesta & fester."

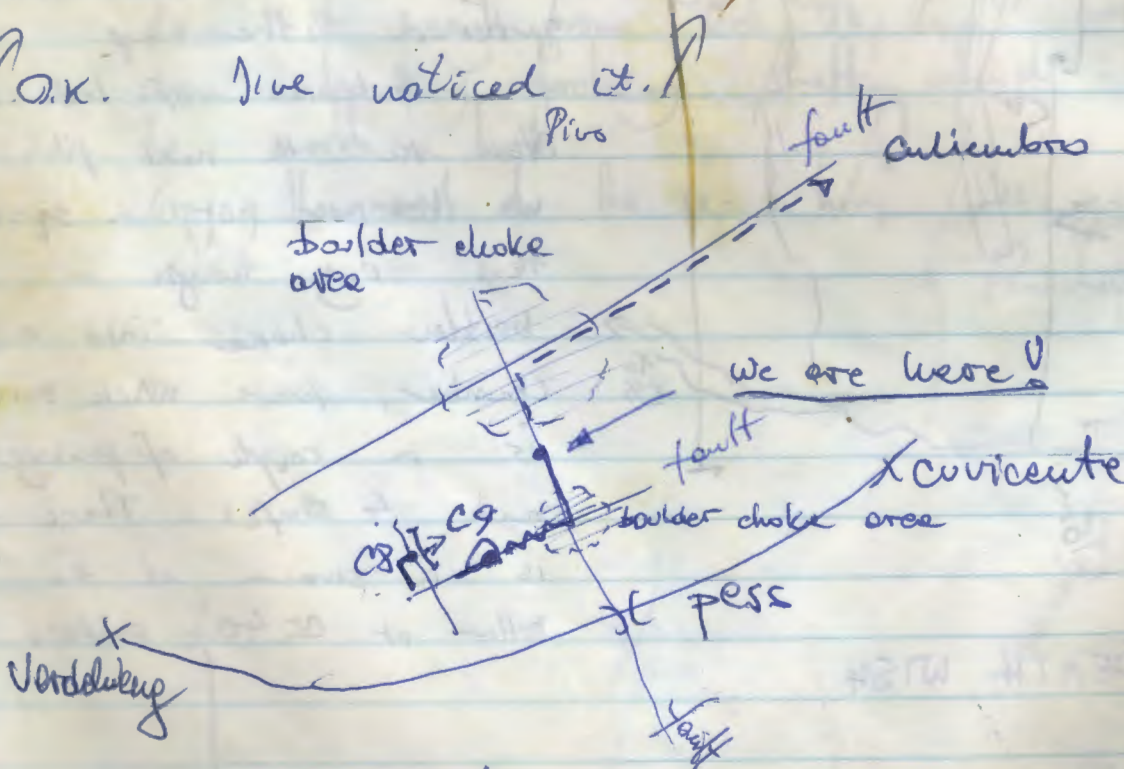
20/7/84

SS Enterprise in Sistema de Boca del Jon

CAVING LESSON NUMBER 3

Your life is not important, more important are lives others persons in the cave. BE CAREFULL.

Lox. I've noticed it.



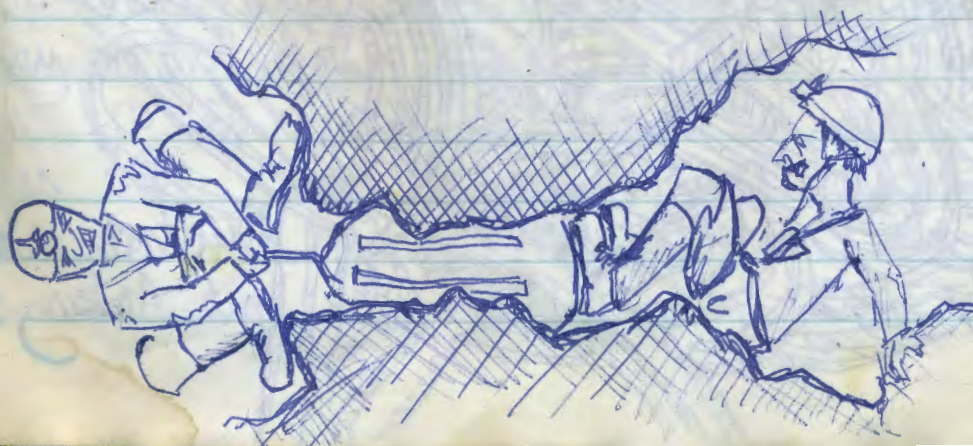
Up early for a comfortably cool walk over to the entrance - before the midday sun. Soabiet went down first to add a few variations to prevent the rub points. Meanwhile, Wlodek repaired his torn oversuit and furry. Quick progress then followed to the base of the last pitch which had hitherto been descended.

After a brief rest and food stop we began to wrestle the tackle bags through the caves only real squeeze. Then, ignoring the obvious pitch we followed the draft around to a different pitch of about ~20m. I explored a little inlet which it was rigged but it soon choked out. Then down into some big impressive passages with multiple large inlets and streamways.

The way on proved to be a "narrow" meander - barely 1m across. The strong draft meant that we got cold whilst Wlodek hammered in three bolts - then into a bigger shaft of about 35m to a ledge. Here you rejoin the streamway and there is lots of room to walk about and keep warm. The draft though still detectable is distributed across large passageway. With an immediate drop of ^{over} 35 and another pitch not far beyond the way on looks good.

On the way out Wlodek and I decided to look into the floor level window which leads to a duct which almost certainly connects with C8. It was fortunate that we were in this side passage for, following a prolonged rumbling, a boulder the size of a football had arived at the base of the 75m entrance pitch. Wlodek weighed it in his hands - about 5 kilos. Wlodek then exited before me, checking the rope for damage: it was fine. Then out into the bright sunshine at only 6:25 pm.

Rob



THE VACUM CLEANER
- CARRYING TACKLE IS
INTERESTING! BUT
IT IS NOT A SQUEEZE

64


21/7/84

C9

SPACE MONSTER

WLODEK + ROB + SNABLET

Carried the 200m rope down for the next pitches. Rerigged the 4th pitch. We had endless fun wrestling with the 200m python. The exploration was continued down an impressive 70m ~~pitch~~ ^{pitch}. A tight narrow popcorn covered rift continued off into the distance, unfortunately after 30m, it needs a hammer and a few hours work, so we ~~then~~ went in search of windows. Rob rigged a nice traverse over the 20m pitch which Wlodek flew the last 6m. This lead in to the top of a 100m high rift. We dropped a pitch down 6m. SNABLET dropped the spits & luckily we found them again so we were able to drop the ~~next~~ pitch (20m) down to the water, the rift continues which is also tight and nasty and covered in popcorn, which was followed for 20m, but abandoned because there is another large window half way down the 60m pitch. In depth ~ 260m to 300m deep.

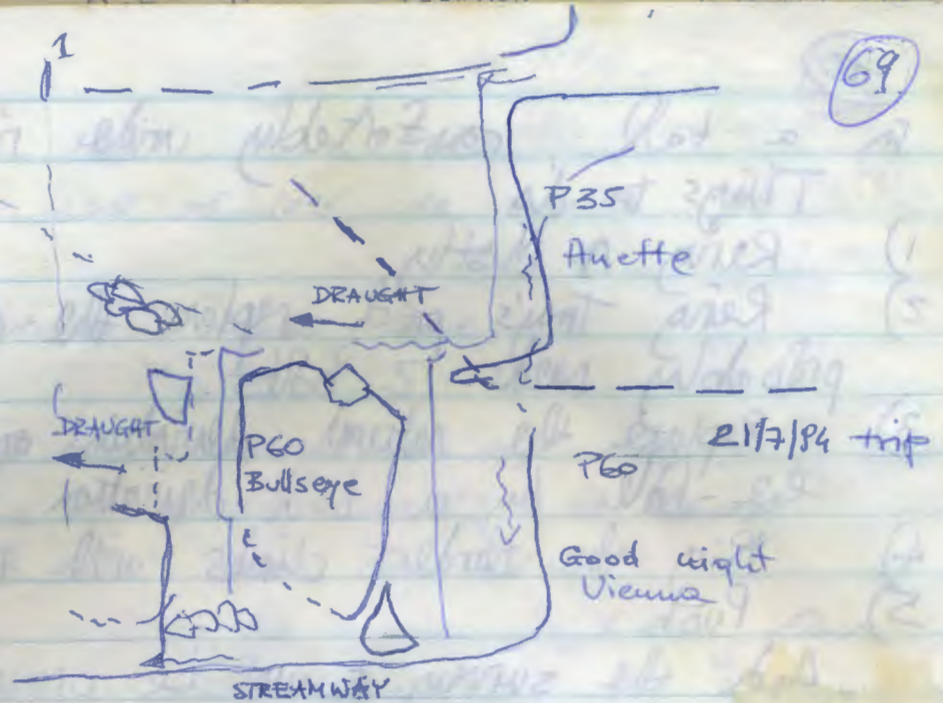


The tackle carry.

69

69

CORRECTION



FOR 2nd PUSHING TEAM

- 1 TAKE 40 m & 20 m ropes. Change rope in the P35 shaft and traverse above 60 m shaft. P35 is the first big shaft behind tightest place in this cave. Put all 200 m rope (how is hanging in P35 & traverse) to yellow tackle bag. Yellow tackle bag is at the end of traverse.
2. Bring more ropes, bolting gear &

F64

22/7/84

Dove & Gavin

Continued from where Tony left off last time. Dropped a 30m pitch to land on a false floor. To the left, an inlet comes in. To the right, it's possible to tip-toe gently over the false floor to a shaft. The way on is down a hole where the previous pitch lands. A 10-15m pitch is followed by another short pitch and then some climbs to where we ran out of rope. Undeterred, we continued down some interesting climbs until we got to a short drop we didn't fancy. Free climbing. All this is

In a tall comfortably wide rift.

Things to do

- 1) Ring in Mostly
- 2) Ring Tony's pitch - replace the deviation by a reblock - probably needs 2 bolts.
- 3) Replace the natural deviation on the pitch-through-the-hole by a bolt deviation
- 4) Ring the harder climbs with ropes
- 5) Push

And the survey must be brought up to date.

22/7/94 C9. Photography recce trip John + Paul.

We left for a fairly bimby trip through all the new discoveries in C9, at about 10 am. We rerigged several of the pitches to prevent rub points + free up ropes for further in, and carried some rope to far end for the pushing team of Vladik, Snoblet + Rob. We then ~~were~~ exited fairly slowly meeting the survey trip on the way, and the overnight pushing trip of Tony, Tony + Harney at the entrance. The entrance pitch still needs rerigging, + this should be done in the morning.

John