

(8)

Rigging Guide:

Space Trout: $\frac{3}{4}$ Tape backup round spike
Two wires for thread & spike Y-hang
Derivation tape ~ 15m down
Wire & bolt Y-hang in gully
Vine for last rebelay
110m rope

Then we carried on and derigged the pitches down to & through the FFF & brought 1 bag to Armageddon ledge, 1 to the end of the rifts, & 2 to the surface via the round trip, of course!

Current tackle situation is therefore:

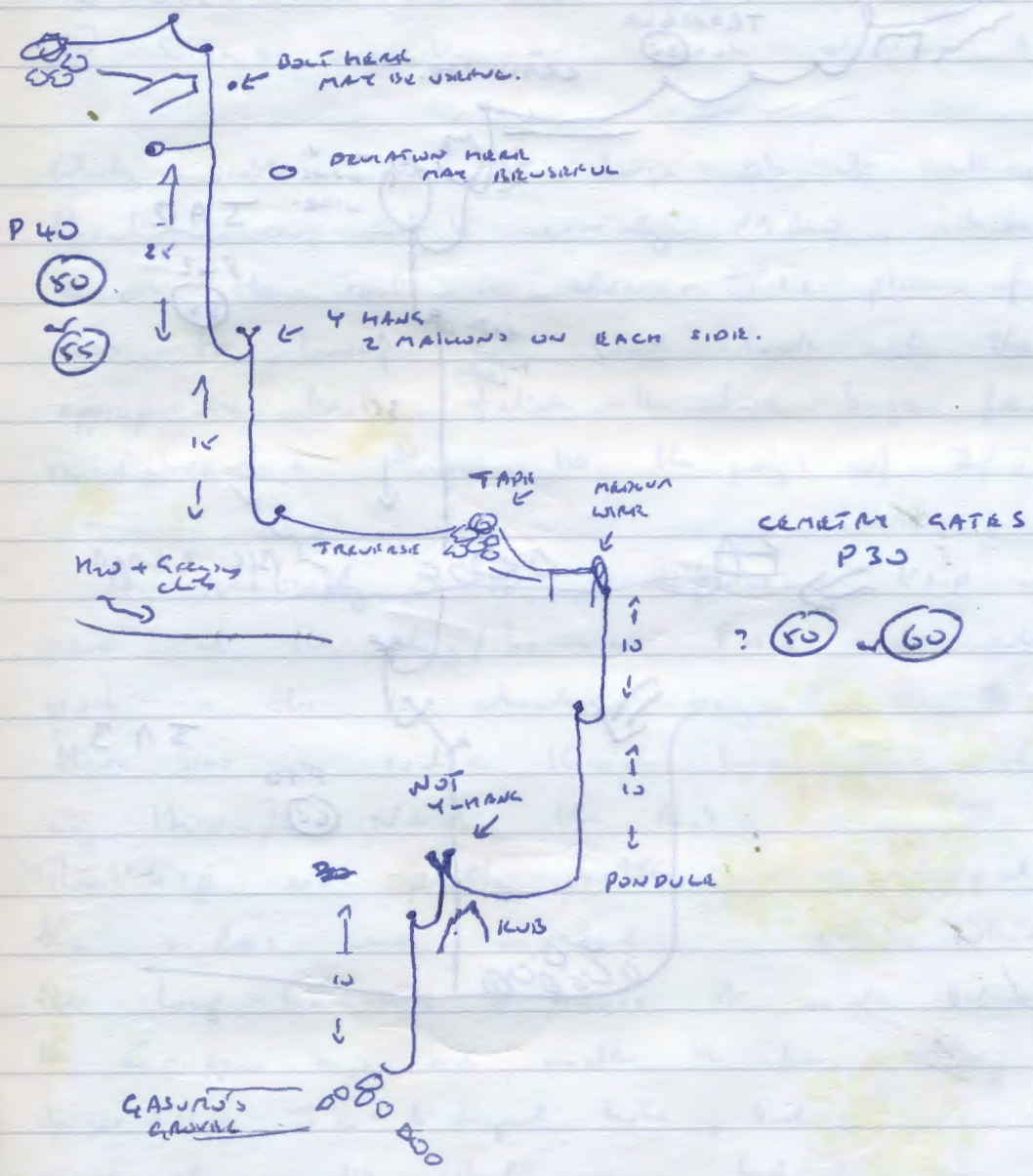
2 medium-weight bags at the Armageddon ledge
+ 1 bag of jettie
5 bags at top of Pessimist's
[2 light bags (pitsets?) at top of Gripper.] ^{OUT} 3/7/99.
1 heavy bag at top of Space Trout.

Lev

PS: It's a good thing no-one was on the FFF when we were lobbing rocks down there!

2/7 Topo Plot 4. Ignite Poles 3 as we go
the way.

Rosy Crucifixion

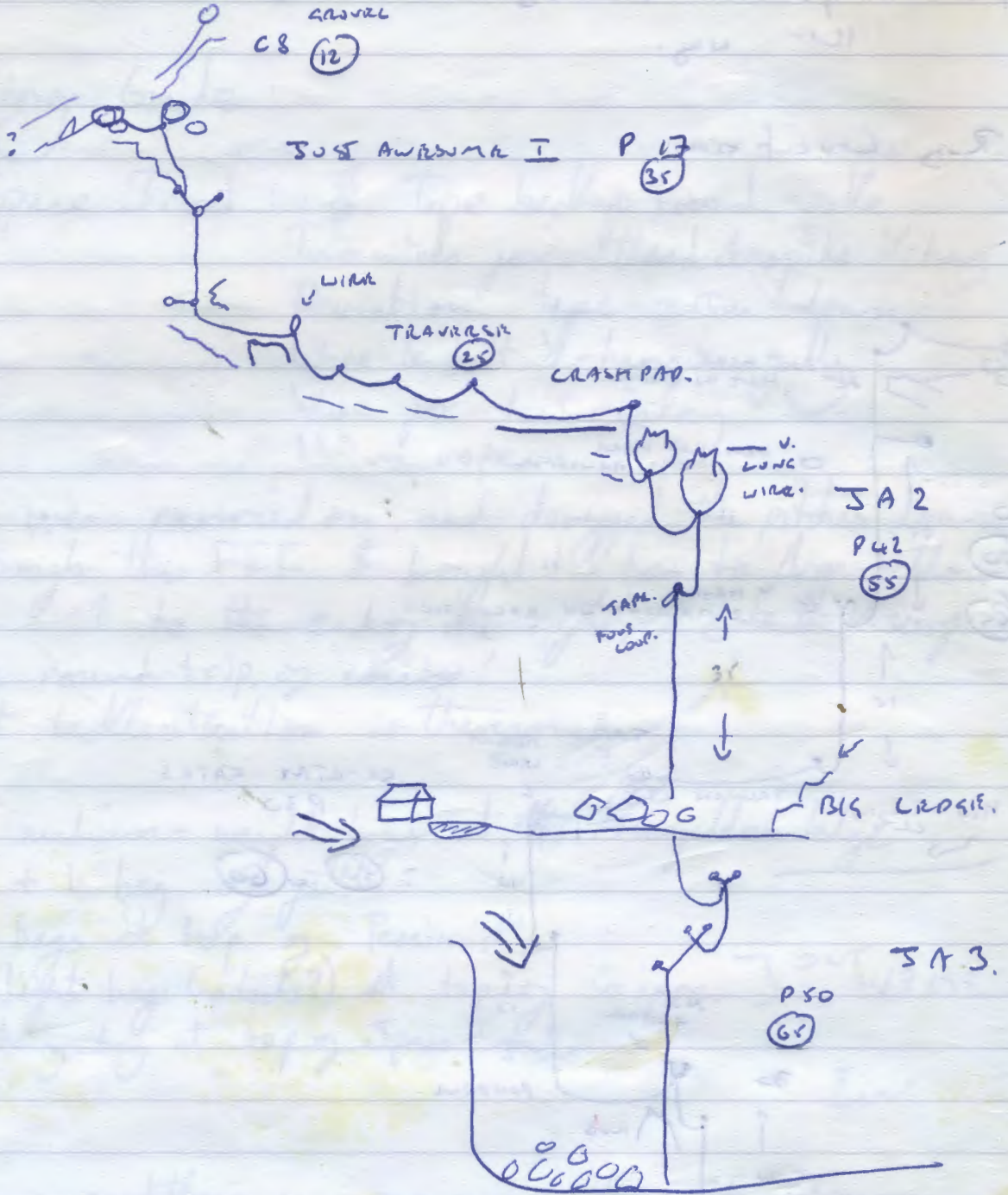


83

JUST AWESOME 2.

CASUM'S
C8 (12)

JUST AWESOME I P 17
(35)





31/7/99. Hammering Potential Shale Cdr to G.S.P.

Parway through the PABW Bypass, & where the water from Fly Rebell's disappears has been thought of for some time as a potential route into G.S.P.

- ① Water appears in G.S.P. at about the right place.
- ② Vocab connection at about right place.
- ③ Surveys suggest not much distance between.

Only problem is the large rib of rock, that you throught our whilst arriving PABW, which happens to block the route in down. The plan for the trip was to have a good look at the rib, with appropriate tools, fetch the two bags from gripper and re-introduce them to the jigs of 2/7.

A relatively swift straightforward trip down and we were at the shig/hammer. First of all along our route in the 2 chambers beyond the R. there was a route through but things were not well. Next the R. things were well. The top was pretty brittle and the sides were covered in cross which marked under the long-hammer. 2 hours of work before fishing out the Gripper bags and under the hammer produced a slightly larger than J.C. to shaped hole, but we were encouraging a view down to what was beyond, an opening in the rock about 2 ft wide, by 6 ft deep, so not much more work to get further.



(85)

Trip out slightly less efficient. Left Flyg Aleds at 8:30 with 2 lightish bags from Gripper including Selvan, the Redwood bag from heel and a third bag of Fettle. (All fettle removed from bottom of F.B. New bag left in situ.) Managed to get there through Paradise with few difficulties, though Alison made up for this by taking the right near ladder route with gear on.

No real difficulties on route at all, just a bit slow as Alison ~~eventually~~ decided that she was really a horizontal crawler. Out at 9:40 / 9:50 but not in time to reach Ario for Cable car. Thanks to Gavin and Lew for so efficiently running up the hill to meet us. Walk back was an episode on a minor scale (if there is not a contradiction) with frequent wrong turnings in the thick clay / darkness.

32.



Radon : Control removed from 2/7
shallehole & sealed at 13:00
on 01/08/99.

Lev

2/8 @ The 2/7 ROUND TRIP.

SL, Lev → GSP → She Hts / R.Hts

Gavin → GSP only.

Once in a lifetime opportunity. Too good to miss.
Never to be repeated. Only drawback someone has to
climb the shafts. A plan was hatched, the final ^{BIG!} pitch
of the new route was rigged on super-swift, mega-bouncy
quilt, so how about replacing that with some totally friendly
Wool from the shaft, say for the 10m rope on The Hundred,
which so conveniently landed on The Driffls Ledge just
like Span Track.

First impressions of the New 2 were pretty favourable.
Not sure if it saves masses of time on the R.Hts / She.Hts
but this was my first time (I felt the need
for extra caution. Nice passage through with R.Hts and P.Hts
interspersed so it has a more less intimidating feel
to it than the old route. Some awkward spots, but these
are usually very short and with less pitch to get hung
up than little horrors like Stimulated Emission. The
first section was interesting, but with threatening cliffs the
wrong way and a more direct route (for example
-removing Poble's Ribs) will make things quicker. Also the
a new route and quite a lot of the obstacles, (loose
rock, dodgy holds, sticky-ole, eddy rubble) will go with
time.

87

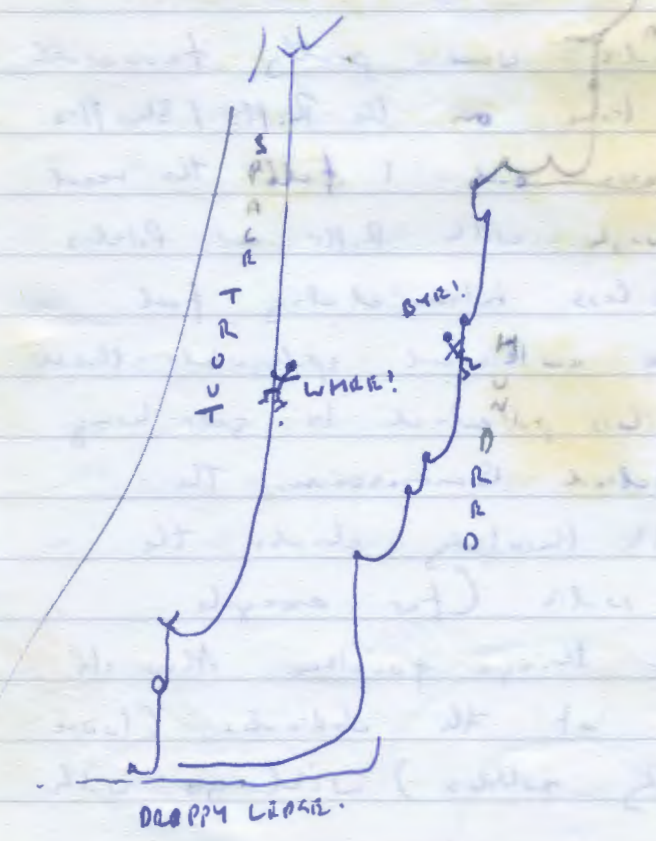
Gain forget dead on the trip, and Lee hung around with suitably bounding into for me. "This is the bit of the case going the wrong way": The bit of the case going the wrong way.

"This is where we turned back in flood": Top of Tumbly Dice

"This is the kind of explanation" etc.

At the top of Spine Track we started swinging with Lee sent down with a piece of string, down to the first rocky. The leg turned out to be a massive (and underestimated) 83m, with 12.5 and 11.5 m legs for the 2nd hangs and 3rd hangs to the Drippy Ledge bulls, so about 105m (!!!) in total.

At this point our way parted with Savin taking both the Spine Track + The Horizontal ropes and we doing the horizontal. The pillars run pretty well in parallel for a 100m or so with Spine Track emerging from a slot about 2/3 of the way up. Arrangement below.



After the plotting of the way with Sam it was time to say a fond farewell to the Pitules. Armaggeddon above I nearly lost contact with the rope. The Belles and Sing to the Devil (do no good consequence to me) regarded by The Spiky Ledge with its buckle by trammes and finally pessimists, so easily underestimated where I'd hang in space at the end of a 40m rope with 30m between me and the floor, better undring my ~~can~~ mailer in order to do a J-crossover.

I would have got quite emotional if it were not for propping with a couple of killer buckle sacs and a harness from hell. By the time we'd derigged the Belles we'd ^{have full} ~~filled~~ 4 buckle-sacs, so it was decided to bundle all the ropes to the top of pessimists and passiv with lightish buss. This was achieved with some discomfort for me, but more for Leo as his crutch-ette bit in.

After the shells, saying good-bye to the Belles was no kinder party. I'd selected a inch-^{1/2} weight, but well packed sac, who soon ~~was~~ derigged C*²T and made my life a misery for the a period of time. I'd initially loved the rills when we first found them, scooting through with short ropes and a little riggy gear, but when 2/7 went and made buckle was needed at the bottom and I began to loath them, and so it was as I bade them farewell, crossing away last corner, hand and square.

We did, however, make good time and were soon extracting ourselves and our buckle from Paradise having completed the ~~first~~ 21st 800m deep road trip. The entire series was a positive joy, knowing we'd be back in time for our call-out, it was being

84

night-fall.

All in all quite a tough trip, and amazing that we all packed in to a mere 12 hours. I guess I'll look back on it with fondness, just as one day I miss prospecting up Passimids (probably as I go up the Space Trade or Tumbly Pine main hangs which are bigger), but for now I'm satisfied the trip makes an excellent punchline to my evening for this year.

SC.

Vital Info: Sticks are now derigged from Passimids to The Dippy Ledge.

: The hangs have all been removed

: Deviation still in place (without cables)

: Passimids bit 7-hy + traverse still rigged.

: Ropes from Armasson (20m), The Bells (45m) Sig to the Dard (45m), Traverse (35m) and Passimids (80m) are in a loose coil at the head of Passimids.

: These can either be parallel through the cables or bagged and carried. There are ^{empty} bags at the Passimids and at the bottom of Graham's Todgey Plate.

: The end of the Cables is clipped to a yellow trackle sac.

Tackle bags.

Gear in Cave.

Passimids: 2 full bags + 2 ^{half-} full bags ~ 2 empty sacs

5 Ropes. 2

Graham's Todgey: 2 empty bags.

Flying Rebels: 1 full bag

Shackhole: 1 full bag + 1 1/2 full bags.

Potential Plans.

More Diggins Info

→ (1) Rust certification work OUT!

(2) 15/20m rope for piton through FFR coiled at top of piton.
Bolt + rope in situ + Revider
Needs Wire + 2 maillans + Crab.

(3) ~~110m~~ ^{100m} (10 mil Kaledrid) at Head of Spine Trail
will NOT reach Driggs Ledge
Need 15 or 20m for final hang. Might not reach 2nd rebelay

(4) Rigging for Spine Trail.
Tape bump (round spike), (in situ)
2 wire Y-log (spike + blank) Needed.
Bolt Tape divider (in situ) Needs crab.
? Extra divider to avoid water.
Bolt + Wire Y log reliably
(in situ) "lead"
Wire reliably (Needed).

(5) 20m Rope needed for piton from ~~pit~~ Driggs Ledge
to FFR.
Bolt/haynes in situ } Needs crab
Tape divider in situ } maillans.
Bolt rebelay in situ.